

# You've got a friend

Published Quarterly for the Friends of Boyd Music and Pro Sound

## Eclectic Guitar Virtuoso to Appear at Boyd Music on Tuesday, December 2


Richard Gilewitz, nationally acclaimed acoustic guitarist, composer, storyteller, and humorist will be appearing at Boyd Music Center on Tuesday, December 2 from 7:00pm till 9:00pm. He is currently touring in support of his new CD release, "Synapse Collapse", and will be performing pieces from the album as well as demonstrating a variety of guitar techniques.

Richard's instructional guitar clinics are designed for all levels of player and explore a variety of elements, including right-hand positioning, "attack", fingerpicking patterns as a language, open tuning, slide, compositional approaches, flexibility exercises, and a variety of tips on increasing playing skills.

Richard has appeared in concert with the Indigo Girls, the Squirrel Nut Zippers, and Warren Zevon, as well as comedians Louie Anderson and Richard

Lewis. As a recent recipient of "Best of the Bay" as best solo acoustic artist from *Tampa's Weekly Planet Magazine*, Richard continues to mesmerize his audiences with hypnotic playing and world-class storytelling.

Be sure to check out Richard's web site at <http://www.hidwater.com/gilewitz/> for more information.



## See the Boyd Music 35th Anniversary Family Reunion on Television!

This entertaining documentary was filmed and produced by Karl Straub, on March 1st, during our "Happy Boyd-Day" celebration. It features interviews with many longtime customers and friends, band performances, and ancient films of Boyd Music in the 1960's.

You can see it on Storer Cable channel 18. The schedule of showings is listed below.

Tue	12/2	2:00 pm
Fri	12/5	6:30 pm
Sat	12/6	7:00 pm
Sun	12/7	9:00 pm
Tue	12/9	1:30 pm
Thu	12/11	5:30 pm
Sat	12/13	7:00 pm
Sun	12/14	9:00 pm
Tue	12/16	6:00 pm
Fri	12/19	6:30 pm
Sat	12/20	9:00 pm
Sun	12/21	9:00 pm

Drum clinic, December 4th- page 3



**YGAF Winter 1997**

Owner: Bob Boyd

Editor: Mark Pearrow

Data Surfactant: Bob Lincoln

YGAF is published quarterly as an electronic file at

[http://www.swiftsite.com/boyd\\_music](http://www.swiftsite.com/boyd_music)

and as a printed document twice a year. Unless we say otherwise. Oh, by the way, space toaster.

## A Little Note From Bob Boyd

Which is more important to you: Principles, Possessions, Politics or Personalities? I provide the following questions for you to test your personal system of priorities, values, and principles. Think each question through before you answer it, and be totally honest with yourself. Your answers will be valuable only to you, and you may be surprised at your answers.

If you were walking in your neighborhood, and you saw a folded \$20 bill lying in your neighbor's driveway, what would you do with it?

If you found a wallet in the street with \$500 in cash and no identification papers, what would you do?

You arrive home from the supermarket with your groceries. When you unpack them, you find one or more items that were not in your shopping cart, and that you didn't pay for. What will you do?

Your good friend and former schoolmate, calls you to tell you he or she is running for public office. They ask you for your support. You know their political views and values are directly opposed to yours. What would you tell them?

Your boss comes to you and asks you to make a phone call, and to make statements you know without any doubt, are untrue and probably illegal. What will you do?

You are visited by an old friend who tells you he has just left his

wife and two small children, and moved in with his girl friend.

What do you say?

While at work, you see a friend and fellow employee carrying a valuable item outside and placing it in the dumpster. What will you do about it?

Except for the Bible, what single book have you read that has made the most dramatic change in your life?

What single American, living or dead, do you admire most?

If you could go back to one place in time and have a conversation with one person, who would it be?

### Visit Cable World at the Service Department for All Your Cabling and Accessory Needs

Due to the tremendous demand for high-quality cables and connectors at discount prices, the Boyd Music Service Department is continually expanding our Cable World to better serve your needs. Cable World stocks the most complete line of cables, connectors, and device boxes in Arkansas. When it comes to connecting A/V, pro-audio, recording, and computer equipment, we cover the bases with an unrivaled selection, featuring:

- Top quality Belden and Rapco cable
- Dozens of hard-to find cable configurations and lengths
- Hard-wired cable ends with hand-soldered Switchcraft connectors
- Numerous connectors, couplers and adapters
- Line-matching transformers
- Auto-matching 70 volt-line transformers
- Direct boxes, A/B boxes, and tape interfaces
- Stock 100' 16x4 snakes; special-orders filled quickly
- A lifetime warranty on most cables

We've only scratched the surface of what Cable World has to offer. If you haven't seen it, you don't know what you're missing. So stop by the Boyd Music Service Counter, and while you're there check out our wide selection of speaker products, including components by Eminence, Peavey, Celestion, Pyle, Mojo, Kendrick, and other professional lines. And don't forget our guitar accessories, like pickups from Seymour Duncan, EMG, DiMarzio, Fender, Gibson, Fishman, Dean Markley, and the hottest new line of replacement pickups for Fenders, Rio Grande. We look forward to seeing you at the Service Counter, your one-stop source for all your parts and accessory needs.

# SOUND SYSTEM TROUBLESHOOTING

by **TRACY MCMAHEN**, *Sound System Designer*, **BOYD PRO SOUND**

In a perfect world, every sound system would operate without problems, and you as the operator would mix happily away without any concerns. In the world we live in however, the law says that problems will occur when we least need them.

When problems occur, two words that you should know are be calm. The best way to remain calm is to know your sound system. I can't give you all the information you need in a few paragraphs. Seek out information through books, seminars and video tapes and your job will be much easier when problems occur, and they will occur. To all musicians and worship team members out there that may be reading this, please understand that making comments that call attention to the operator will not help the problem go away any faster but may actually make things worse.

Start with the basics. Is the problem system wide or isolated? Has anything been changed since the last time you used it? Are all components plugged in and turned on? If the problem is the wireless mic, make sure the batteries are fresh and plugged in correctly. If all microphones are working except the pulpit and hanging choir mics, check the phantom power switch on the console.

Buzzes and static can often be traced to a bad microphone cable. On the mixing console, check input gain, channel faders and master faders. If your console has

sub assigns, make sure the problem channel has been assigned correctly. If your console has mute buttons, make sure they are not on. If you make any changes or repatches during the troubleshooting, do them one at a time to insure that you do not add more problems than you already have.

Finally, some problems occur because of system limitations. If the system was purchased for spoken word only and you are trying to mic the band you may experience distortion which could damage speaker components. If you have one amplifier driving six speakers you may have overheating problems with the amplifier causing it to shut off until it has cooled down. The key to troubleshooting is knowledge and commitment to the task, plus a thick skin.

Good Luck!

## Rent the Equipment You Need from Boyd Music Rental

Whether you need a complete PA system or just an item or two to fill in some gaps, the Boyd Music Rental Department can probably handle the gig. We maintain a comprehensive selection of high-quality professional audio equipment, including guitar amplifiers, speaker systems, electronic keyboards, lighting and theatrical effects, and much, much more. We have low daily rates and special weekly and weekend prices, plus a rent-to-buy plan. We'll help ensure that you'll never have to be without the equipment you need for a successful performance. To reserve your equipment or get more information, call Eric Ellis at 664-3614 today.

## DRUM CLINIC — DECEMBER 4TH

We are proud to announce that on Thursday evening, 6:00 PM - 10:00 PM, December 4th 1997, we will close out the year with a drum clinic presented by the Boyd Music Center staff.

### Scheduled topics include:

- Introduction to the Drum Set
- Introduction to Electronic Drumming
- Drum Head selection
- Drum tuning

We plan to have live bands so that new drummers can hear - perhaps for the first time - drummers in a real-life band situation. Also planned is a drawing for free drumsticks and heads, and we are hoping to get enough manufacturer participation so that we can give away a free snare drum and a cymbal or two. We will announce in mid-November a definitive prize listing, so be sure to check in with us.

A sign-up sheet will be posted in the store, also in mid-November, so be sure to sign up. Seating will be limited. So sign up early and get ready for a rockin' good time. There will not be a dull moment.



## New Life for Tired Drums

by **GARRY D. MOORE**, *Drum Consultant, Boyd Music*

I had an interesting meeting with a customer a few weeks ago who announced upon entering the store, "I hate the way my drums sound. If we can't improve 'em, I'm goin' to sell 'em!" I knew what his frustration was all about. He had heard another drummer's expensive drum set and thought it sounded wonderful. Now his Pearl Exports sounded terrible to him.

This is a common complaint. We are finally beginning to see much more interest in the Little Rock market for more expensive, high-end drum kits. As these kits are purchased and begin to circulate through the musical community, owners of less expensive kits are coming to hear the sonic superiority of fine all-maple or all-birch drums. But not everybody can afford a \$4,000 drum set. This is why the \$1,000 - \$1,500 drum sets are still number one in sales, and always will be.

There are however, some improvements that can be made to semiprofessional drums that will dramatically improve their sound. By (A) fitting professional quality heads and (B) using proper tuning techniques, practically any drum set can be made to sing with a new resonance and clarity that few would believe possible..

In the case of my customer's

Pearl Export set, we began our drum set transformation by experimenting with various head types. One may offer general descriptions of how certain drum heads sound on certain types of shells, but until those heads are actually fitted and properly tuned, it is impossible to predict the outcome. My first impulse was to fit these drums with the most common head combination: Remo pinstripes on the top and Remo Ambassadors (clear) on bottom. This combo was not much of an improvement. The body and punch was simply not there.

Next we fitted Ambassadors top and bottom. They still sounded flat. So I tried coated Ambassadors on top and clear Ambassadors on bottom. Worse! Finally I tried a combination that Yamaha currently uses on their Stage series drums: Clear Ambassadors (medium weight) on the tops and clear Diplomats (light weight) on the bottoms. The toms finally came alive. These drums were used a rather loud band, so I wasn't concerned with the way they sounded when played lightly, which, while they were improved, still did not sound ideal. But when struck with medium-to-hard intensity the drums just sang!

For the bass drum we went with a tried and true head combination: a clear Remo pinstripe on the back side and the factory Ambassador with 5" hole on the front side. We added a Remo Muffl' on the pinstripe to take away some ring. (I prefer a small feather pillow - which is heavy and dense - or an Evans EQ pad to the Muffl', but this is a matter of taste.) the bass drum produced a nice, round, slappy sound. It was still not up to the quality of a high-end kick drum, but was much improved over its stock sound.

Now for tuning. (We are planning to present a drum clinic to cover this subject in depth, so look elsewhere in this issue for scheduling. Our remarks here will be very brief.) Most drummers make two mistakes in tuning their drums: they are (1) tuning the drums to a sound that is pleasant to the drummer's ears rather than to the audience's ears, and (2) using too much muffling.

Drummers are always amazed to hear somebody else play their drums as the drummer sits in the audience. Almost without exception, drums that sound great while sitting behind them sound flat when heard from a distance. This is because most drummers try to completely eliminate the ring in their drums. But it is the ring that gives a drum its tone and projection. From a distance, a drum without ring projects only the sound of the drumstick impacting the heads, and there is very little, if any, distinction between the sound of a stick hitting a 10" head or a 14" head. An unmuffled drum transmits not only the impact sound, but also the resonance of the heads and of the shells. The combination of these sounds produces a very distinct tone from drum to drum.

As far as head tension goes, I have developed the following technique: I install a new head just beyond the point the wrinkles are removed. I then use my elbow or palm to press the head hard and "seat" it to the drum. I then re-tension the head just enough to remove wrinkles. Almost without exception, I have found that drums have a "sweet spot," a tone that is generated when both heads are tensioned just between "loose and buzzy" and lightly tensioned. At this point the drum produces a distinct tone but still retains some

*Continues on page 6*



## THE GUITAR WORLD IS GOING INSANE

*By Ray Bell, Instructor of Guitar and Mandolin, Boyd Music Academy*

The guitar world is going insane.

This has been going on for a long time in the United States, and if it has not begun in other countries I would be a little surprised. The psychosis is not full term yet, but it must be getting close.

The guitar is carrying so much social baggage, there is hardly any room left for information that could lead to real learning.

I should point out here, that I'm not speaking about students that are actually studying the rudiments of the guitar, and in their correct order. To all those, I say bless you, and may you outlive rock and roll. That is a very generous wish for you because rock and roll probably has a half life of at least 25,000 years.

I was at a trade show several years ago, and I stopped by the late, great Mel Bays booth to visit for a while. He looked around and said, You know, sometimes I feel like I'm standing in a box of granola, with all the flakes and nuts running around, (he shrugged his shoulders,) but that's the business! How right he was.

Its getting serious, folks. Not only do we have rock and roll, but an entire culture has been built on it. A facade built on a facade.

A young man came into our store, and asked about guitar

lessons. At the outset of our conversation, he assured me that he had already learned all of his Led Zeppelin. So what do you say to this guy? How do you establish a curriculum? Quite frankly, I'm at a loss. I have no idea what is supposed to come after Led Zeppelin, unless its the police, or a trip to a hearing clinic. Here is someone who has been so swallowed up in this pseudo-

**"... he assured me that he had already learned all of his Led Zeppelin. So what do you say to this guy?"**

culture, that there will be no small shafts of light filtering in from reality. This is not an isolated case. I see it every week.

What is to be done? Who knows? We are at the party; maybe we should just try and enjoy ourselves and ask the Mad Hatter to pass the tea, or just sit quietly and hope no one notices us.

You cant take these students (for lack of a better word) and say things like: This is a C scale, and this is how you play it, because they will notice right away that it does not sound like the groups they know and love - groups with names like Plutonium Sandwich and Dead Chickens Don't Tell.

They have been programmed, and will not accept anything else.

If a young man wanted to become a legitimate guitar teacher in these bizarre days, I would say, Just do the best you can, and don't worry about your success rate, because it has already been set at 1/2 to 1 percent.

I'm sure this is not true in universities or special schools, because they are in protected environments. These figures are from street level, and involve people who would have no occasion to be in a university unless their bones were ground to powder and used to plaster the walls. I'm sure other instrumental teachers have their own struggles, but it couldn't be as crazy as the guitar world.


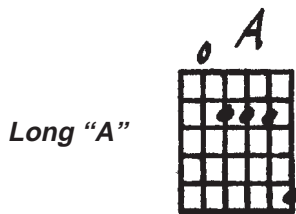
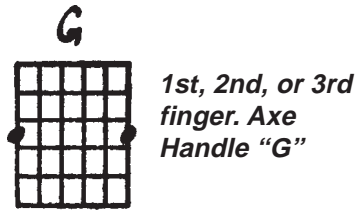
There are terminologies coming out of the guitar world that are just as crazy as the world from which they came—surprise, surprise! Have you ever heard the term power chord? What does it mean? As pertaining to music, absolutely nothing. Had it not been for purposefully induced distortion, this term probably would never have been coined. Ah, distortion, now the angels have yet another reason to rejoice!

As to the power chord, as far as I know, all other instruments have escaped having this stupid term applied to them. It comes exclusively from the insane world of guitar. Could you imagine having someone like Leonard Bernstein saying something like, Now, between the cellos and violas, I've written a power chord. It would have never happened. Why? Because there is no such thing as a power chord. It is simply an interval of 1,5, or 1,5,8.

Boys and girls, a power chord is something that runs from an

*Continues next page*

electrical appliance to an outlet in the wall, and is spelled a little differently. People that learn to play the guitar by ear, also have to make up terms by which to refer to certain items. Here are three examples:



These terms are probably best known in the south and southeastern United States. Yes, I am from this region, but one day I found a Yankee guitar book, and there were no loved ones around to protect me, so I read it, and things just haven't been the same since.

If I knew of another musical instrument that had so many mental problems attached to it, I wouldn't feel so badly about the plight of the guitar, but we guitarists seem to be alone in this. If the mandolin was as prominent in popular music as the guitar, then mandolinists would probably be right in there with us. Maybe there is a little salvation in obscurity. Be careful what you wish for, because you might get it.

## KEYBOARD CORNER

by *YVONNE KOHLER, Piano/Keyboard Instructor*

A new "Incentive Achievement Program" has been inaugurated for youth enrolled in "Miss Yvonne's" piano/keyboard classes. Students are excitedly working toward winning trophies which they will receive at a reception that will be held in November.

Students have been earning points toward what we call the Rock and Roll Award since the program was instituted in early July. Points are awarded for demonstrating musical skills presented in each class, or performing in a school or church function. Positive results are being reported by parents who observe an increase in practice time and a real excitement about attendance at lessons.

At the time of this writing 16 students have completed the 100 points necessary to receive a trophy this semester and more are expected to join the ranks of trophy winners before the deadline. Many are already well on the way to earning their next award for gospel music. In addition to working toward the long range goal of earning a trophy students are also provided lesser awards such as toys and stickers at their lessons.

Another favorite student activity, at this time of the year, is the production of an audio tape shows the students' present skill level at the keyboard. Those students who chose to do so will make a tape to present to their parents at Christmas time. We think this is something that will be appreciated not only now but in future years.

While I applaud this youth

program and the youngsters involved in it I am equally proud of my adults who work for intrinsic rewards and the love and joy of developing a God given ability. Many of them are making such wonderful progress that they feel comfortable sharing their talent in their local church or are donating their time to play for civic organizations.

Remember you're never too old or too young to learn something new and to have fun. One of my students is 78 years old, a beginner, and a dedicated student. It is truly inspiring to watch someone follow a dream.

The true measure of a program such as this can best be measured by the enjoyment the students derive from it. Using this measurement of success we would truly have to say, "BRAVO" and "ENCORE". See you in the piano studio at Boyd's.

### *Continued from page 4*

of the "boinginess" associated with a too-loose head.

By using this method I am able to generate tones with my drums that people routinely comment positively on, and I manage to do so with absolutely no muffling whatsoever - not even on the bass drum (though it is occasionally necessary to use a pillow in the bass drum whenever it is miked).

We encourage you to bring your drums to Boyd Music Center and let us install new heads on them. You'll be amazed at the difference new skins make. (And we routinely offer new drum heads at 25% off list price!) While we're at it, we'll be happy to tune them for you. Come on! Put some new life into those old drums!!

# Boyd Music Christmas Specials

## Electric Guitar Outfits

Peavey StagePak includes:  
Peavey Raptor Electric Guitar  
Gig Bag  
Peavey Rage 158 Amplifier  
Patchcord, strings, picks and strap

**\$299.00**

Fender Value Pack includes:  
Fender Squier Electric Guitar  
Squier Amplifier and accessories

**\$329.00**

Electric Bass outfit includes:  
Fender Squier Bass  
Gig Bag  
Fender Frontman V-5 amplifier

.....



## Acoustic Guitar Outfits

Jasmine Starter Kit includes:  
Jasmine S-35S full-size guitar  
Gig Bag  
Instructional Video  
Strap, Picks, and Tuning pipe

**\$179.00**

Junior Size Kit includes:  
Samick 3/4 OR 5/8 size guitar  
Instructional video  
Picks

**\$99.00**

.....



**\$359.00**

## Percussion Outfit

Percussion Plus outfit includes:  
Five piece drum kit  
Cymbals  
Throne

**\$499.00**

## Stocking Stuffers and More

Guitar stands  
..... **\$10.00**

Folding Chrome Music Stands  
..... **\$14.95**

Electronic Guitar Tuners  
..... **\$18.95**

Chromatic Guitar Tuners  
..... **\$28.95**

Boss TU-6 Guitar Tuners  
Sale ... **\$49.00**

Boss TU-8 Guitar Tuners  
..... **\$63.00**

Boss TU-12h Chromatic Guitar Tuners  
..... **\$87.00**

Electronic Metronomes  
..... **\$19.95**

Chicago Blues Harmonica with Instructional Video  
..... **\$23.95**

Instructional Videos  
Acoustic or Electric guitar,  
Electric Bass, Keyboard,  
Mandolin, Fiddle, Harmonica  
**\$19.95**





5702 West 12th Street  
Little Rock, AR 72204  
(501) 664-3614



## Harmony in the Kitchen

by Jai Lambert, Happy  
Christmastime Jolly Strewer of  
Homemade Salsa



Last year, I spent the entire summer in Nashville, Tennessee with my Uncle Hayden and Aunt Sandra while completing the first of my occupational therapy internships. We had a very good time together cooking some of the best recipes that we could find. To my pleasant surprise, Hayden took a shine to one of my favorites originally featured in YGAF about seven years ago under the name “Fettuccine with Smoked Turkey in Black Peppercorn Sauce.” Over the years this recipe has been modified many times, so much so that my Uncle suggested that the name be changed to “Fettuccine Lamberto.” I wouldn’t dream of going to Nashville to visit now without preparing this delicacy. So once again, I offer to you, the readers of YGAF, this much lauded culinary delight (I received compliments on this recipe from many of you) along with a great appetizer submitted by my Uncle, Hayden Lambert, M.D.

### Hayden’s Cheese Ball

- 2 8 oz. pkg. Philadelphia cream cheese
- 1 small can crushed pineapple in heavy syrup, drained
- 1 1/2 cups chopped pecans
- 1/2 cup finely chopped bell pepper
- 2 Tbsp. finely chopped onion
- 1 tsp. salt

Bring cheese to room temperature (takes approx. 2 hours). Mix all ingredients reserving 1/2 cup

pecans. Form into a ball or roll if desired. Refrigerate 1 to 2 hours until firm. Cover with reserved pecans and top with a cherry. Serve with your favorite crackers.

### Fettuccine Lamberto

- 3 Tbsp. olive oil
- 3 large shallots, minced
- 1 1/2 Tbsp. coarsely ground black peppercorn (use a peppermill)
- 1 cup Chablis (or other dry white wine)
- 2 cups (1 pint) whipping cream
- 1/2 tsp. ground nutmeg
- 1 1/2 tsp. salt (or to taste)
- 1 lb. (16 oz.) fettuccine
- 1 lb. smoked turkey breast (cut in 1/2-inch by 1-inch pieces)
- 3 Tbsp. chopped fresh chives (you can use dried)
- freshly grated Parmesan cheese

In a heavy medium skillet over medium heat, saute’ shallots and ground peppercorn in the olive oil for 5 minutes. Add wine and boil mixture until almost no liquid remains in skillet. Add cream and nutmeg and cook until slightly thickened and reduced scraping the bottom of the skillet with a spatula to free any sediments. Season sauce with salt to taste, cover and let stand for 30 minutes. Meanwhile, cook pasta in a large pot of boiling salted water until tender but still firm to the bite, stirring occasionally. Drain pasta and return to the large pot that you used to cook it in. Pour sauce over pasta and add smoked turkey and fresh chives. Heat the pasta mixture thoroughly over medium heat stirring often to prevent sticking. Serve immediately with freshly grated Parmesan cheese, a good salad, and some french bread.